

Community Education Council – District 28
90-27 Sutphin Boulevard
Jamaica, NY 11435

June 17, 2020

Re: **CEC D28, Parent feedback on SY 2021-2022 Screened Schools Admissions**

Dear Deputy Chancellor, Josh Wallack,

With the rapid changes in policies occurring due to COVID-19, it is very important that the voices of our families in District 28 are heard.

CEC 28 conducted a survey from all Elementary and Middle schools in D28 to capture feedback concerning the **2021-2022 Screened Schools Admissions**. The survey was rolled out in 2 phases and was accessible to parents for an equal amount of time.

With over **1800** parents responding to our survey, we concluded from the data that **78.95%** of the parents believed grades up to March 15, 2020 should be used to determine eligibility for screened schools; **75.6%** think attendance up to March 15, 2020 should be used to determine eligibility for screened schools and **69.8%** believed both grades and attendance should be used to determine admissions for school year 2021-2022.

Below you will find a breakdown of the data we gathered from parents, along with our survey questions.

Sincerely,

District 28 Community Education Council

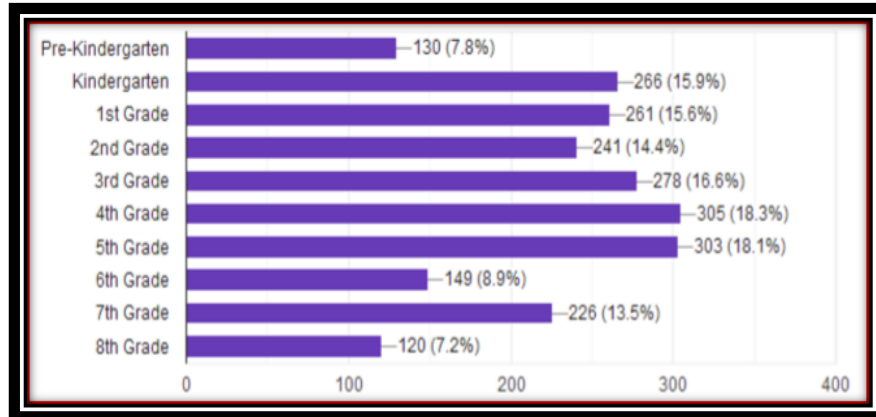
<u>Phase 1</u>	<u>Phase 2*</u>
<p data-bbox="298 541 711 573">June 2nd, 2020 – June 4th, 2020</p> <p data-bbox="331 604 678 636">Total Responses – 1,715</p>	<p data-bbox="867 541 1295 573">June 9th, 2020 – June 11th, 2020</p> <p data-bbox="915 604 1247 636">Total Responses – 130</p> <p data-bbox="802 909 1338 1266">*During further analysis of our data after Phase 1, the council realized that about 30% (12 schools) of our district were not represented and/or did not receive the CEC notification about the survey being conducted. In order to get representation from all of D28, the survey was resent to these 12 schools only.</p>

Total Parents of D28 surveyed: 1, 845

SURVEY QUESTIONS AND RESPONSES

Question 1 - What grade is your child in?

Phase 1



Pre-K – 7.8%

3rd Grade – 16.6%

7th Grade – 13.5%

Kindergarten – 15.9%

4th Grade – 18.3%

8th Grade – 7.2%

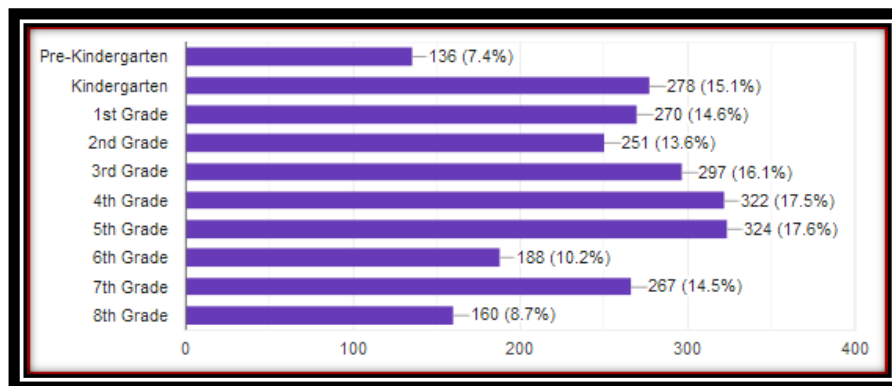
1st Grade – 15.6%

5th Grade – 18.1%

2nd Grade – 14.4%

6th Grade – 8.9%

Phase 2



Pre-K – 7.4%

3rd Grade – 16.1%

7th Grade – 14.5%

Kindergarten – 15.1%

4th Grade – 17.5%

8th Grade – 8.7%

1st Grade – 14.6%

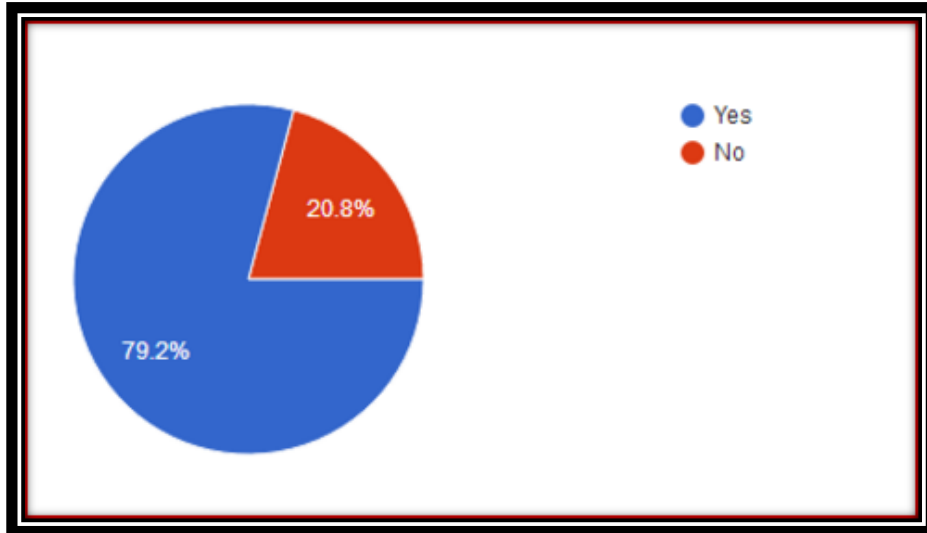
5th Grade – 17.6%

2nd Grade – 13.6%

6th Grade – 10.2%

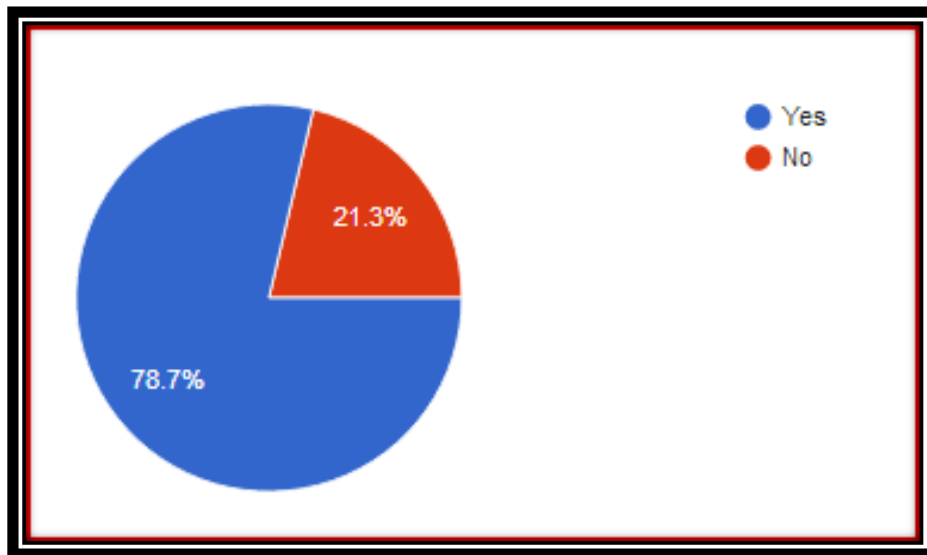
Question 2 - Should grades up to March 15, 2020 be used to determine eligibility for screened schools?

Phase 1



Yes – 79.2% No – 20.8%

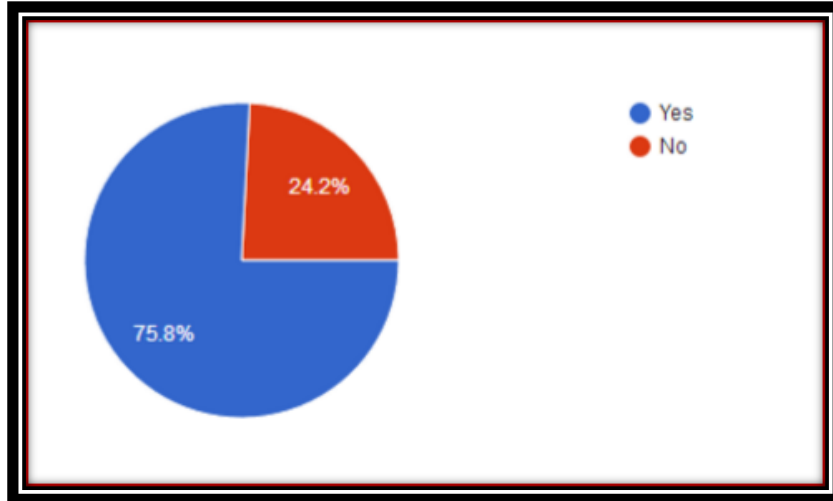
Phase 2



Yes – 78.7% No – 21.3%

Question 3 - Should attendance up to March 15, 2020 be used to determine eligibility for screened schools?

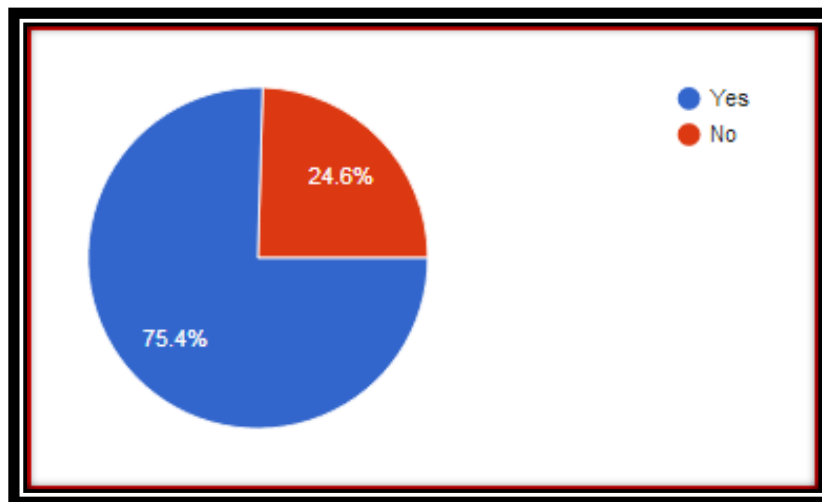
Phase 1



Yes – 75.8%

No – 24.2%

Phase 2

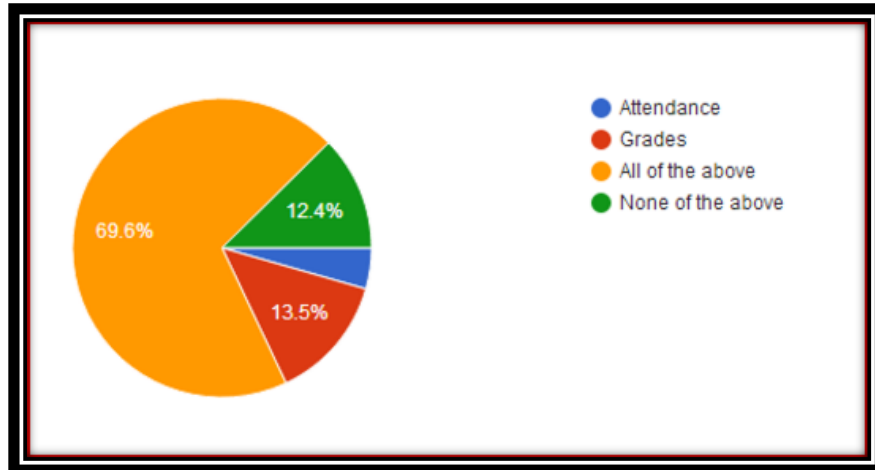


Yes – 75.4%

No – 24.6%

Question 4 - What metric should be used for MIDDLE SCHOOL Admissions in the 2021-2022 school year?

Phase 1



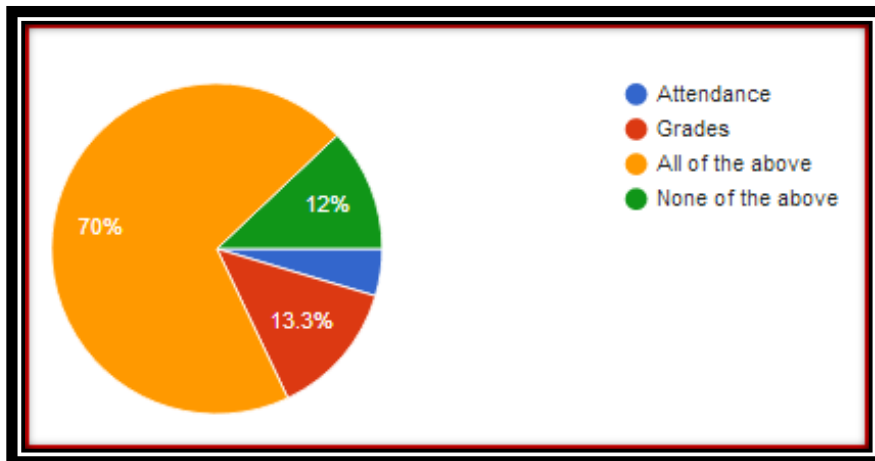
Attendance – 4.5%

All of the above – 69.6%

Grades – 13.5%

None of the above – 12.4%

Phase 2



Attendance – 4.7%

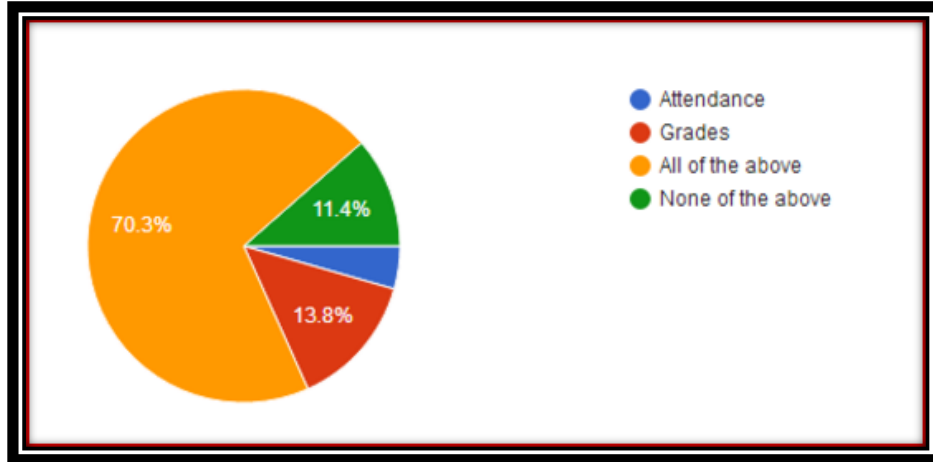
All of the above – 70%

Grades – 13.3%

None of the above – 12%

Question 5 - What metric should be used for HIGH SCHOOL Admissions in the 2021-2022 school year?

Phase 1



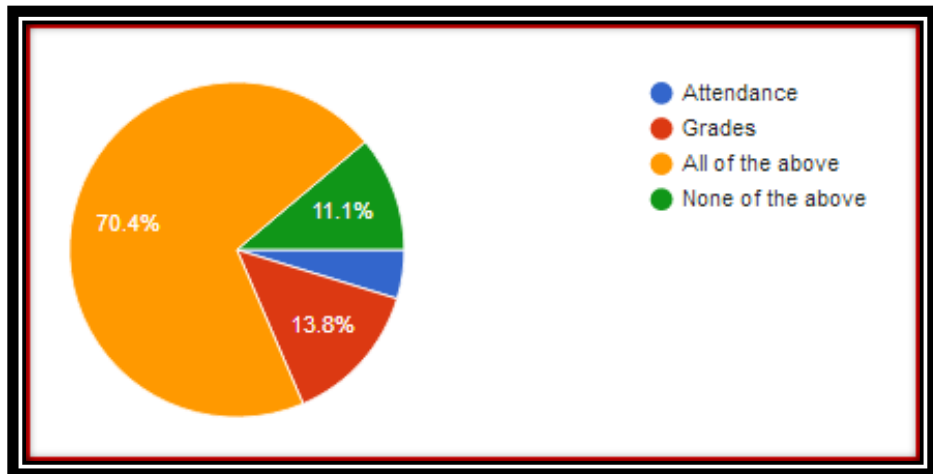
Attendance – 4.5%

All of the above – 70.3%

Grades – 13.8%

None of the above – 11.4%

Phase 2



Attendance – 4.7%

All of the above – 70.4%

Grades – 13.8%

None of the above – 11.1%